

Self Portrait Self- Evaluation Final

NAME: Emma Caley

Visual Art Beginner

Class: 2

DATE: 4/22/16

Planning/painting skills/sketches (prep-work) = 30%

Self Evaluation = 40%

Teacher Evaluation = 30%



BEFORE the start of this painting: I would say my painting skills were at the A **B** C D F level.


Before the start of this painting: I would say my skills at creating a self-portrait were at the A B **C** D F level.

Grade I feel I deserve for the work I've put into my self-portrait is a _____85_____ out of 100 points.

3 reasons why: I feel I did an ok job with painting, however some of my face is not the same shape/proportionate (ex: nose), also I feel like my eyes were too white; they were close to out-of-the-bottle white.

Objective	Task	Evidence/Images (up to 5 pts each)	Describe how you met the objective in your final work	Student self-score	Teacher score
Painting techniques	1- Learn to paint using a variety of techniques	(Images at bottom in the "Painting as a medium to communicate a message" question 3).	1. I used wet on wet, wet on dry, and a glaze. 2. Harsher, Stronger, and Darker Strokes communicate a more dangerous and foreboding effect. Light, Soft, and Blending effect/strokes create a happier/more innocent look to a painting.	_9/10	___/10
	2- Understanding that different techniques communicate different messages in a visual communication	(Images at bottom in the "Painting as a medium to communicate a message" question 3).			

Self as Subject	1- Analyze the value transitions of my face (Stipple and Sketch Assignment #7)	 <p>(stipple was a different image)</p>	1. My face in the picture changes value quickly; This is because of the light coming from the upper/middle left of the picture. My face consists of light grey and some shadows, meanwhile my hair is an almost black.	__8_/10	___/10
	2- Used master work as direct inspiration for the abstract version of me		2. My inspiration/Master work I used was "The Old Guitarist" by Pablo Picasso. I mimicked the background by using light and dark vale of my purple hue- and a neutral purple.		
Painting as a medium to	1- design a visual image that communicates a message about self	I chose to use a side view and purple hues for my self-portrait. (Look at pics below).	1. I chose these because I felt purple is a color that can describe me; Also, I	__8_/20	___/10

communicate a message	2- demonstrated paint mixing skills (at least 3 unique colors) to communicate a message about self	I used dark purple value and red highlights/ magenta-red for the hair- to help contrast with the skin; I used light purple value for the skin. I also used a purple hue for the eyes and lips. (Also using pics below).	chose a side view because I have never painted myself/others in a side view.		
	3- used painting techniques (at least 3) to communicate a message about self		<p>2. I used all these Values because I don't think just one pure hue describes me.</p> <p>3. I used wet on wet (middle), wet on dry and wet on wet (left), and a glaze (right) I used all of these soft techniques because I don't think I am a particularly harsh person- which might require harsher strokes and darker transitions.</p>		