


## Quiz 2 review activities



1. Why do we use different kinds of lines?

In the space below draw a daisy with the kinds of lines requested

Bold angry strokes

gentle flowing lines

angular sharp lines

2. Describe CONTOUR drawing \_\_\_\_\_  
Use contour to draw your thumb/hand as instructed

Continuous

Blind

3. Describe GESTURE drawing \_\_\_\_\_



Draw Bob using LINE and/or MASS Gesture

## Quiz 2 review activities Cont'd

1. What is WHOLE TO PART? \_\_\_\_\_



Use the image above to sketch using the WHOLE TO PART approach. Don't forget to use SIGHTING and GESTURE to help place all objects in correct relation to each other.

2. What does it mean to draw from observation?
3. What is a viewfinder? How does it help?

4. Look at the drawing to the right...

Tell me:

what is in the FOREGROUND? \_\_\_\_\_

MIDDLE GROUND? \_\_\_\_\_

BACKGROUND? \_\_\_\_\_



## Quiz 2 review activities Cont'd

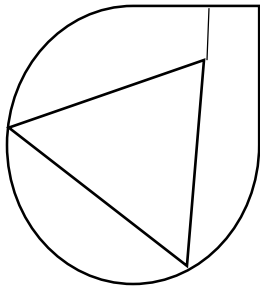
1. What is Negative Space?

Practice drawing it here using the image below as reference.

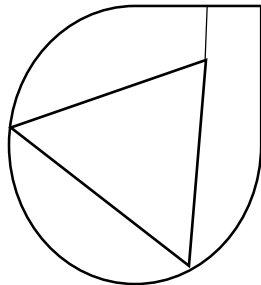


2. Creative application of media... what is it?

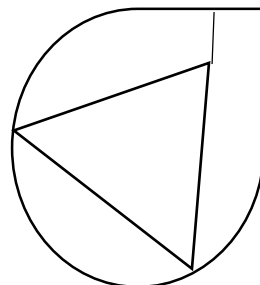
In the spaces below fill the shapes as directed with colored pencil



Blending/pattern



saturation/blending



pattern/saturation

3. Use these to create flash cards to study Art History Set 2

