

# Elements of Art

Building blocks of visual expression

# Vocabulary

## Elements of Art

<b>Line</b>	a mark made with a point across a surface or space
<b>Shape</b>	an area defined by line or other elements
<b>Form</b>	three-dimensional object; forms can be organic or geometric, real or simulated
<b>Color</b>	name of a spectral hue (ex. blue); spectral hues the eye sees when light is reflected off an object; has 3 qualities: hue, intensity and value
<b>Value</b>	lightness or darkness of a surface/object
<b>Texture</b>	the way things feel, or look like they would feel if touched (real or simulated)
<b>Space</b>	Area above, below, between, inside or around objects (real or simulated)

# COLOR, TEXTURE & SPACE


## [Oppenheim, Object, 1936](#)

Create an image that uses all three with text art

1-Choose 1 word: furry, bubbles, brick, metal, wood, rock, shiny

2- plan out how to illustrate that word using that texture.

3- place an object overlapping it in front and behind.



# Line practice

Goal: choose media and line to help express a meaning


- 1- draw a sad house
- 2- draw a strong flower
- 3- draw a confused water bottle
- 4- draw an angry coffee mug

Put all four on the same page.

Label the colors for sad, strong, confused and angry

Label the lines used for sad, strong, confused and angry

Explain which choices worked best






# Notan

- Japanese word for light and dark
- Our paper version uses line and shape in black and white to create a high contrast design.
- Some simple examples





# Your project is bit more sophisticated

- Start with a 6" black square and cut out a 2" square from the inside



Then it gets interesting



- Cut out and flip (tack paste as you go the cut out bits)
- Designs can be symmetrical/asymmetrical, geometric/organic, complex/simple -its your choice
- Remember a balance of lines and shapes

# Time Management today

**30 minutes-** vocabulary then Color, Texture and Space (name on it and turn it in)

**10 minutes** –Line practice

**20-40 minutes-** Notan (paper supplies on large table, name on it, on drying rack)

**10-30 minutes-** planning, researching, starting Sketch Assignment #1 (remember it is DUE Monday)