


Chuck Close – American Portrait Painter



'Self Portrait', (2004-05)
oil on canvas (102"x86")


Watch the video <https://www.youtube.com/watch?v=milXH-433vs>

Answer the following Questions in your SKETCH BOOK


- What hurdles has Chuck Close faced in his life?
- What's the best bit of advice he gave to his 14 year old self?
- Who does a quadriplegic envy? Why?
- Describe how Close paints his portraits in 4 steps.

Your turn – you will be given a sheet of paper that looks like A. It has a number on it – WRITE that number in your sketchbook under the questions for Chuck Close.

A



B



C



First, use a pencil and LIGHTLY trace the grid lines AND the light/dark lines onto the square paper given to you.

Second "A" - choose to paint the dark areas dull/dark colors and the light areas light/bright colors making sure to change color at the grid lines.

Third "C" - using similar colors, paint line designs following the edges of the base shapes (dark/dull over dark/dulls and light/brights over light/brights).

<http://www.artfactory.com/portraits/chuck-close-project/chuck-close-art-lesson.html>

